



# OGDCL Corporate Briefing



November 25, 2021

# Forward Looking Statements



*During the course of this presentation we may make forward-looking statements regarding future events or the future performance of the Company. These forward looking statements are subject to a variety of risks and uncertainties, both general & specific, and other factors that could cause actual results to differ materially from the plans, objectives, expectations, estimates and intentions expressed in such forward-looking statements. Furthermore, OGDCL does not undertake any obligation to update or revise any of them, whether as a result of new information, future events or otherwise, other than that as required by applicable laws, the listing rules or prospectus rules of the United Kingdom listing authority, the Pakistani Capital Market's authority or the Pakistan Stock Exchange.*

*When relying on forward looking statements you should carefully consider the political, economic, social and legal environment in which OGDCL operates. The documents filed from time to time with the above-stated listing authorities may identify important factors that could cause actual results to differ materially from those contained in any forward-looking statements.*

# Scheme of Presentation



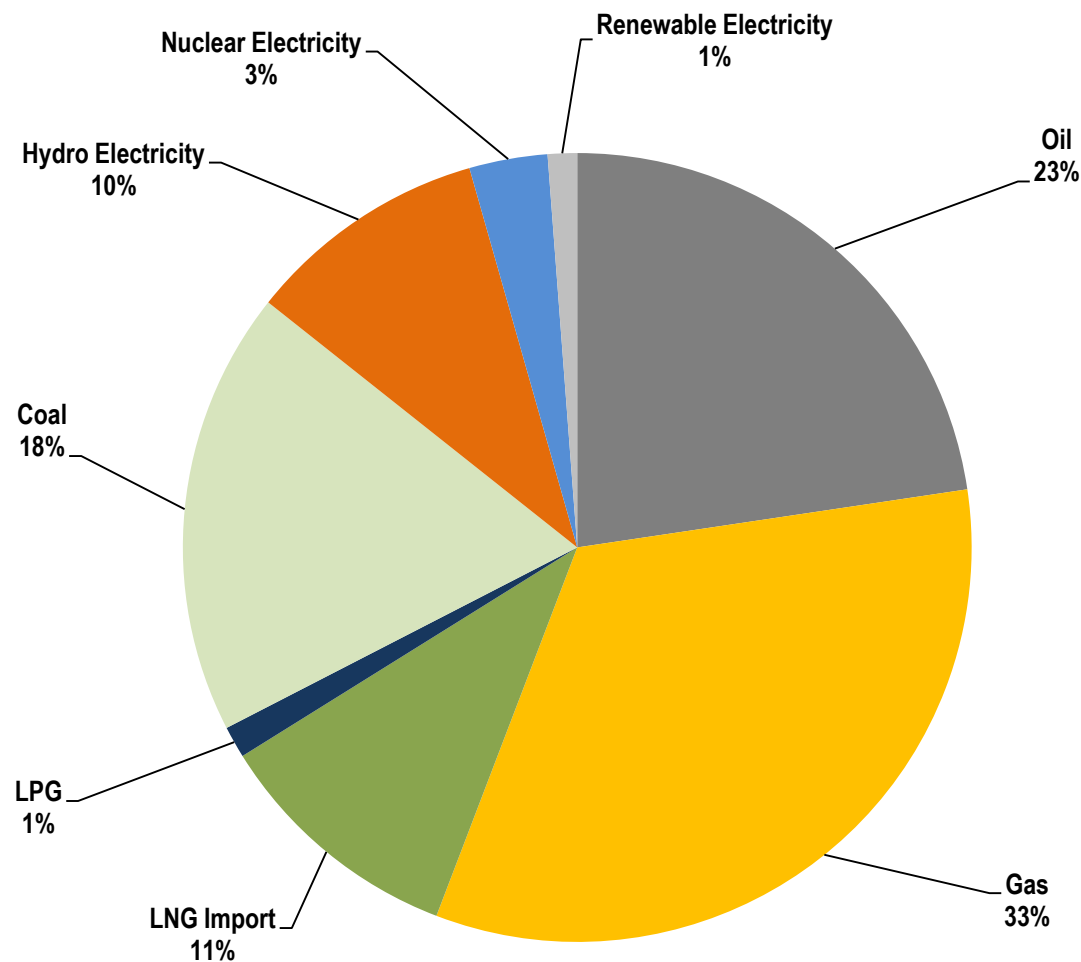
- ◆ **Country Overview**
- ◆ **Pakistan Energy Dynamics**
  - Energy Supply Mix
  - Oil & Gas Demand/Supply Gap
- ◆ **Pakistan Oil & Gas Sector**
- ◆ **OGDCL Profile**
  - Net Reserves
  - Wells Drilled
  - Exploration Activities
- ◆ **OGDCL's Market Leadership (Oil & Gas)**
  - Acreage
  - Reserves
  - Production
- ◆ **Production Growth & Development Projects**
- ◆ **Operational Indicators**
- ◆ **Financial Strength**
- ◆ **CSR Activities**

# Country Overview



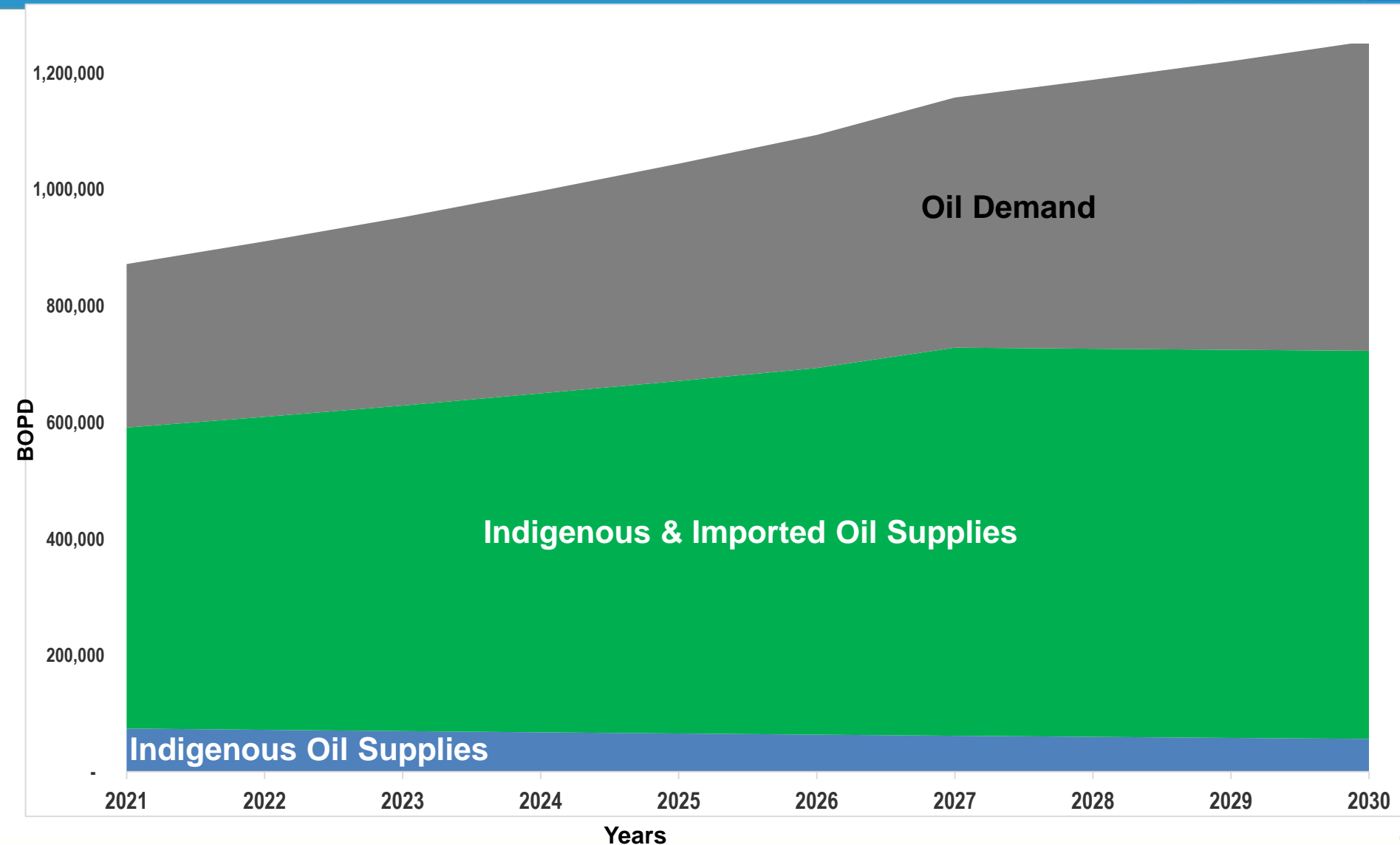
◆ Location	South Asia
◆ Total Area of Pakistan	796, 095 Sq. Kms
◆ Population	213 million (approx)
◆ Neighboring Countries/Boundaries	India (East), Afghanistan (West), China (North), Iran (Southwest), Arabian Sea (South)
◆ Sea Ports (International)	Karachi, Bin Qasim and Gwadar
◆ Provinces (04)	Punjab, Sindh, Khyber Pakhtunkhwa & Balochistan
◆ Major International Airports	Islamabad, Karachi, Lahore, Peshawar, Quetta, Multan & Faisalabad
◆ GDP Growth Rate	* 3.94%

# Pakistan Energy Dynamics - Energy Supply Mix



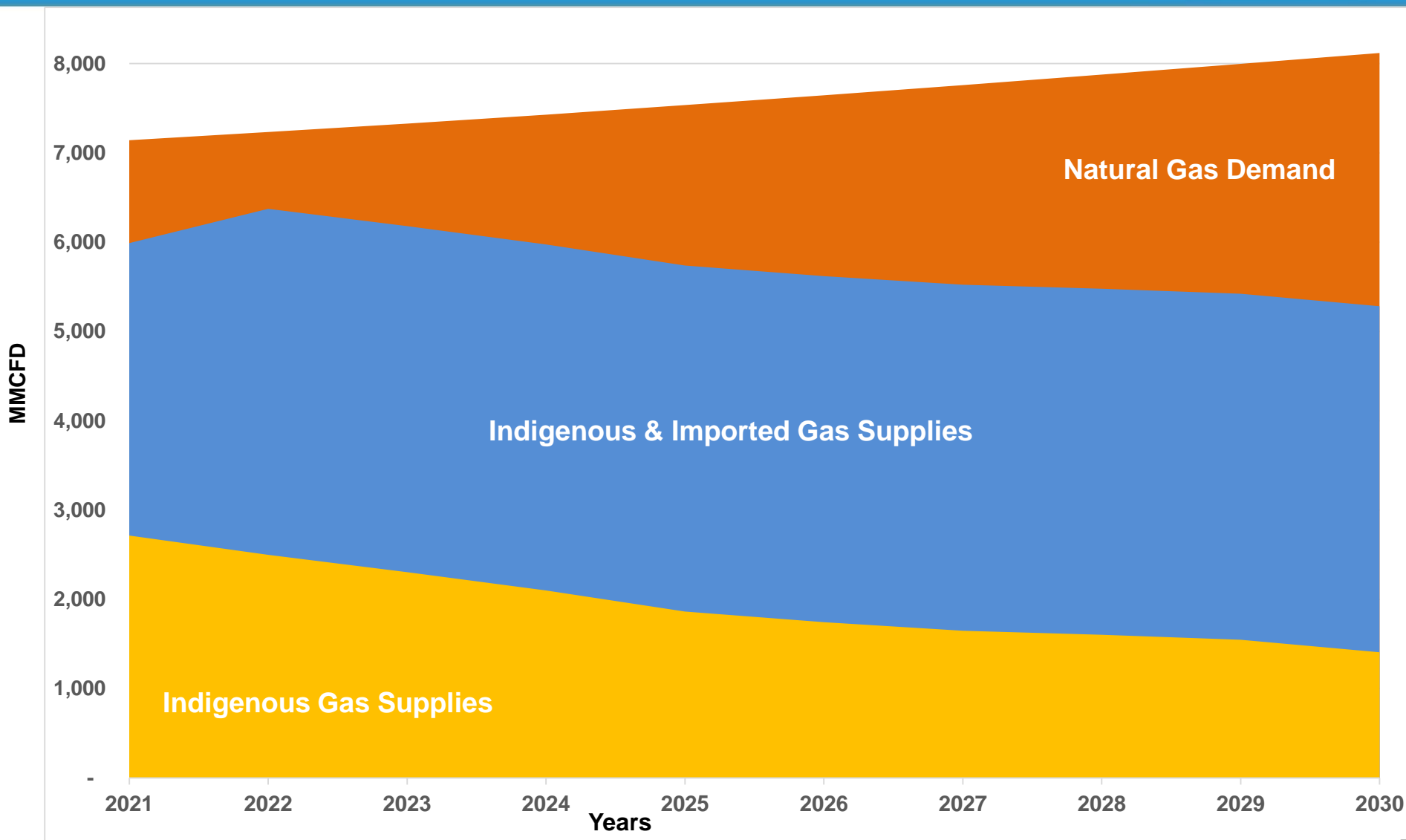
# Pakistan Energy Dynamics

Oil Demand / Supply Gap (Indigenous & Imported Supplies)



# Pakistan Energy Dynamics

Gas Demand / Supply Gap (Indigenous & Imported Supplies)



# Pakistan Oil & Gas Sector



## Upstream

Exploration  
& Production  
Companies

### Major E&P Companies:

OGDCL, PPL, POL, MPCL, MOL, OPI,  
KUFPEC, UEPL, OPL, PEL, POGC

## Midstream

Oil  
Refineries  
and Gas  
Transmission  
Companies

### Oil Refineries & Gas Transmission Companies:

PARCO, NRL, ARL, PRL, BYCO  
SNGPL, SSGCL

## Downstream

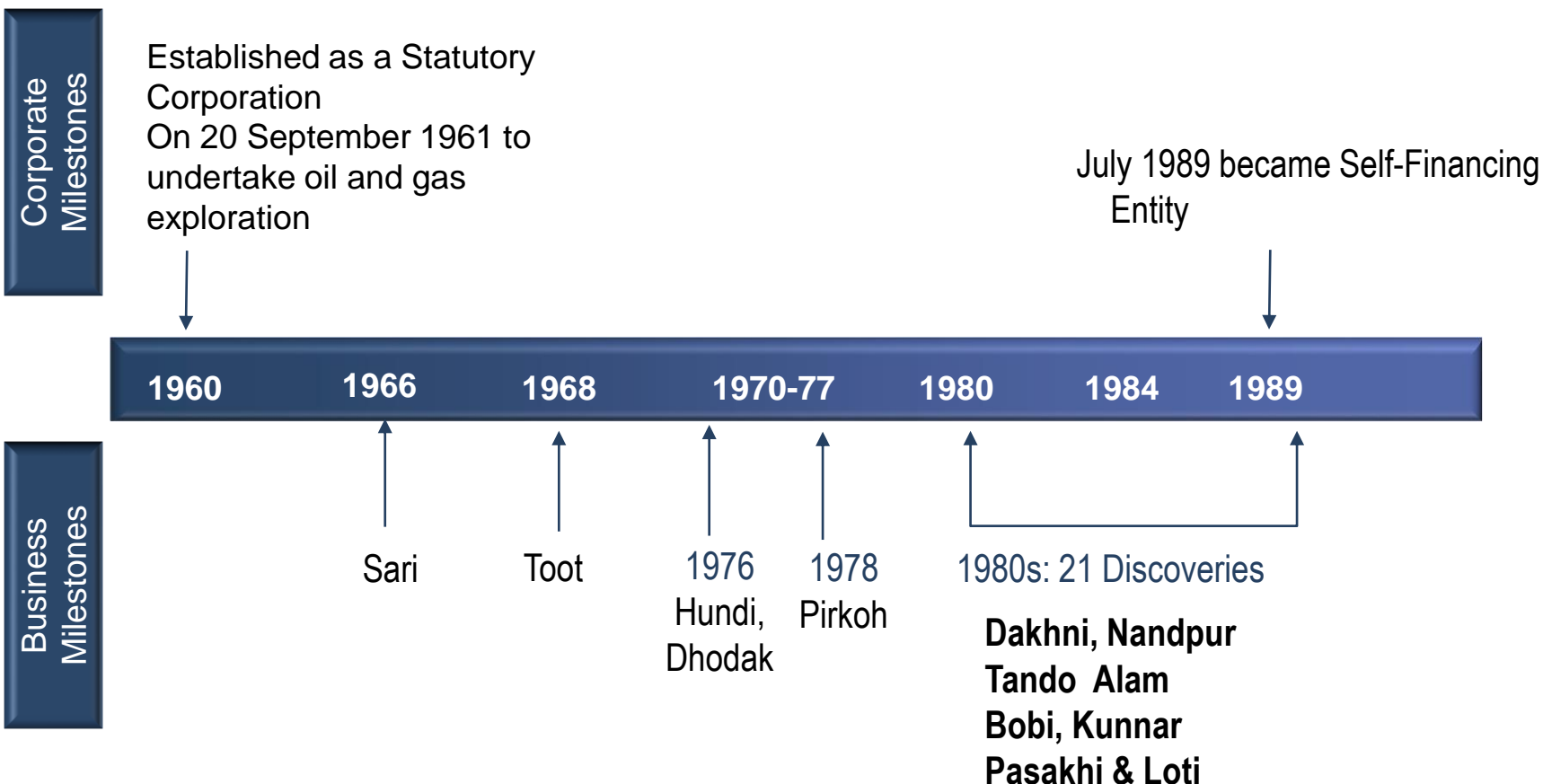
Marketing &  
Distribution  
Companies

### Marketing & Distribution Companies:

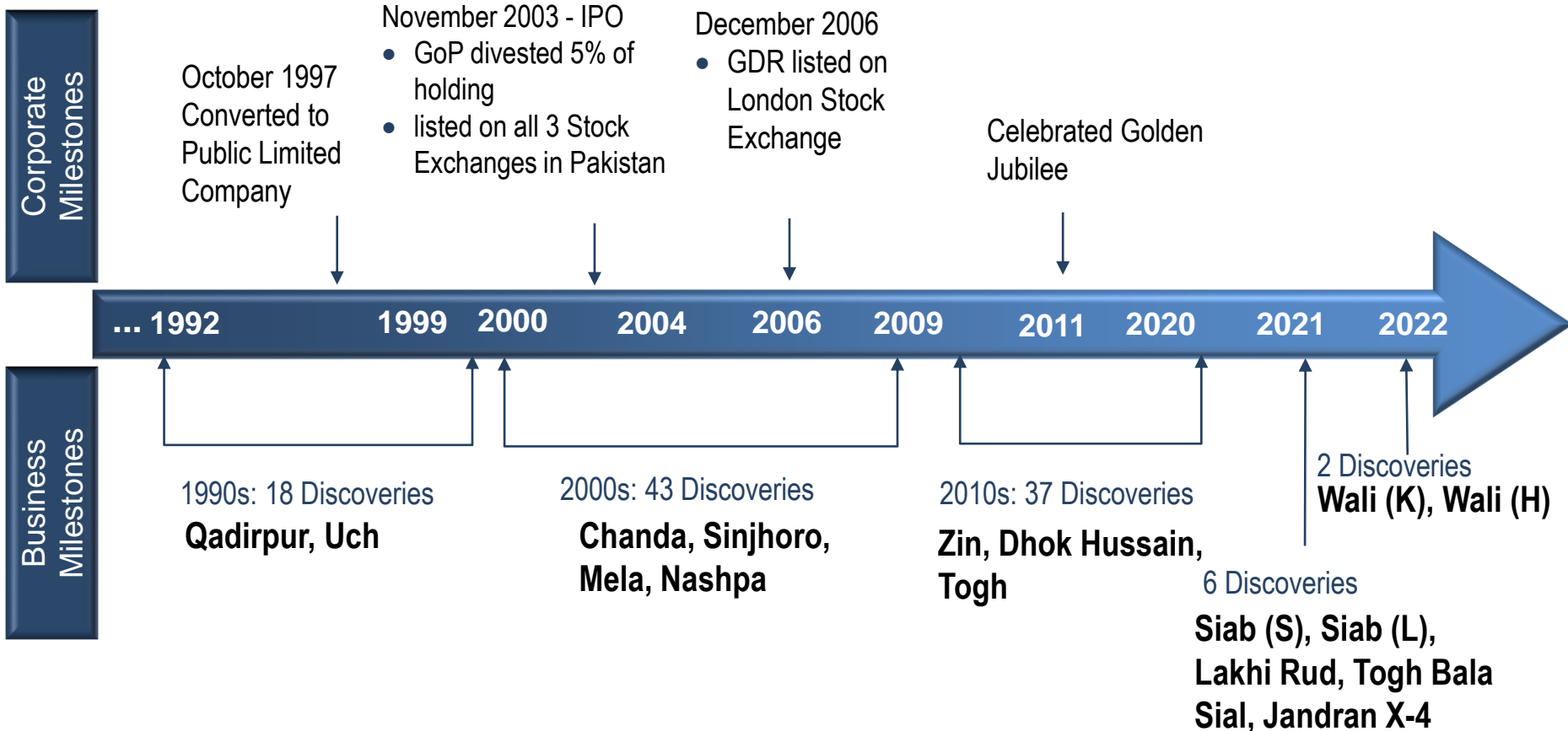
PSO, SHELL, CALTEX, AOC,  
BYCO, TOTAL PARCO  
SNGPL, SSGCL



# Historical Milestones



# Historical Milestones





# OGDCL Profile – Current Standing...

- ◆ Largest E&P Company with presence in all four provinces of Pakistan; Government of Pakistan holds 74.98% interest
- ◆ Largest exploration acreage in Pakistan - As on 30 June 2021: 91,795 sq. km
- ◆ Largest Market Capitalization (4.93%) at Pakistan Stock Exchange (PSX) - As of June 30, 2021: Rs 409 billion - 4.301 billion shares; Also listed on London Stock Exchange (LSE) since 2006.
- ◆ Largest portfolio of hydrocarbon balance recoverable reserves in Pakistan.
- ◆ As on 30 June 2021: 50 Operated Exploration Licences (ELs) and 9 Non-Operated ELs. 111 D&PLs – 77 Operated and 34 Non-Operated leases
- ◆ Competent and professional team having enriched experience in the E&P sector.
- ◆ Sound equipment base.
- ◆ OGTI – Oil & Gas Training Institute.

# OGDCL Profile – Current Standing...

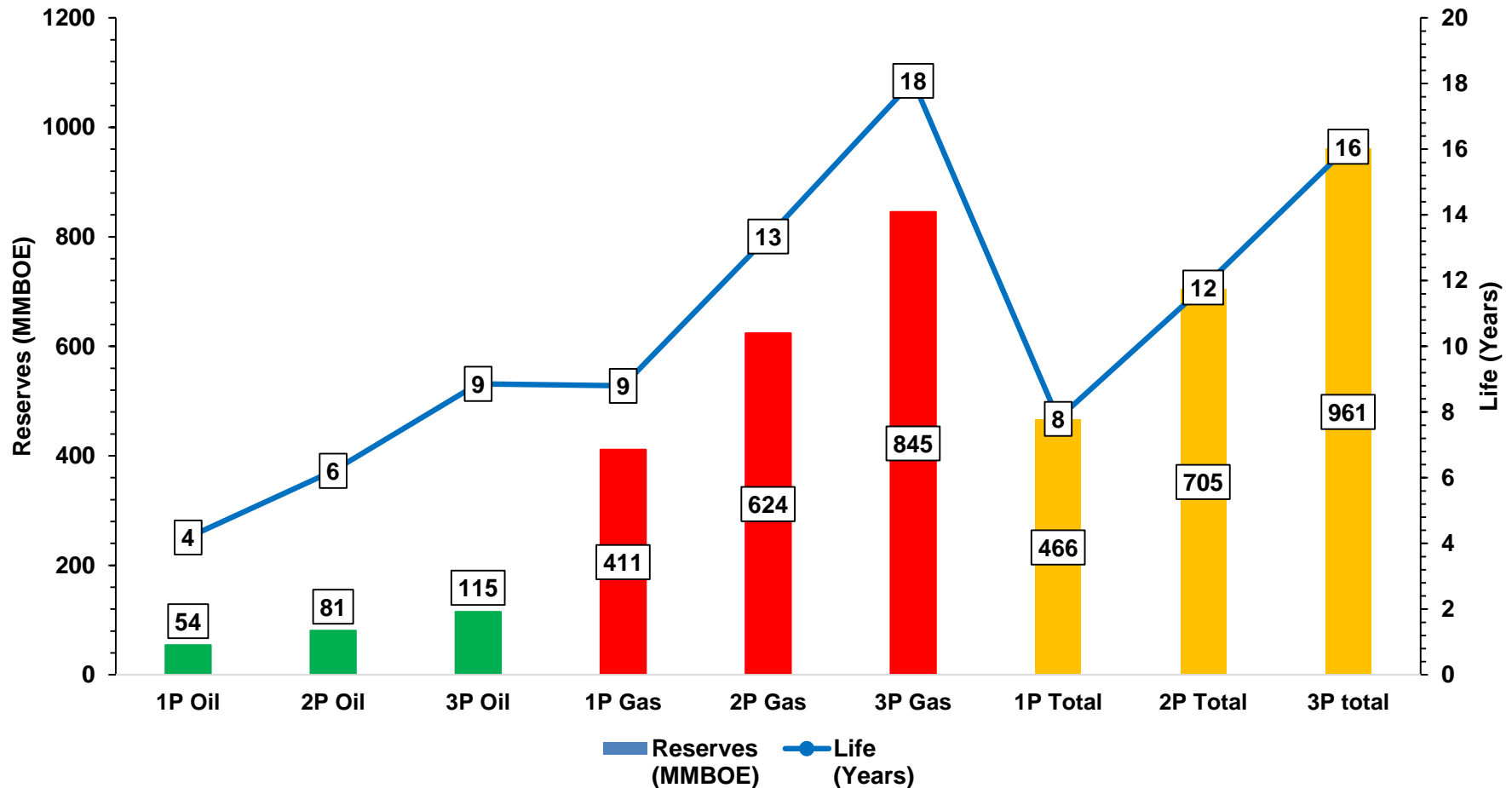


- ◆ Robust financial health with Net Sales of Rs 239.104 billion and Profit after Tax of Rs 91.534 billion during FY 2020-21
- ◆ Average Net Saleable Production (July 2020 – June 2021)
  - Crude oil      36,892 Barrels per day
  - Gas            870 MMscf per day
  - LPG            803 Metric Tons per day

# Net OGDCL Reserves (MMBOE) Category Wise as of 30 June 2021



Net OGDCL Reserves as of June 30 2021 (MMBOE) Category Wise

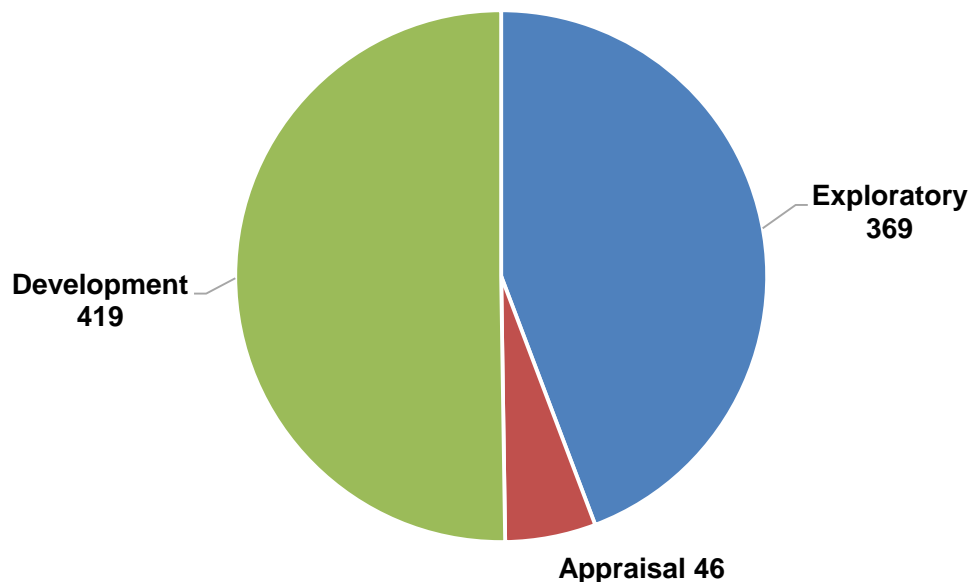


# Wells Drilled by OGDCL since Inception

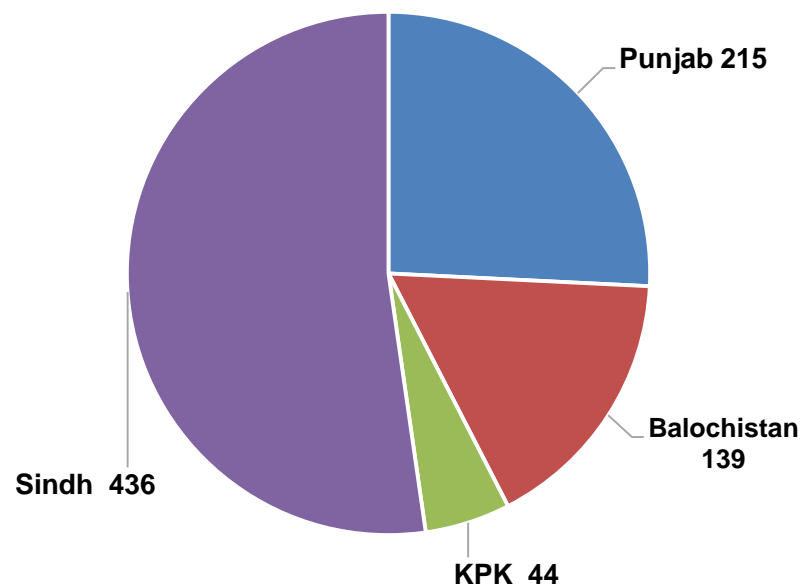
(As on November 20, 2021)



Total Wells Drilled	834
Total No. of Exploratory Wells	369
No. of Discoveries	136
Success Ratio	1 : 2.68



Breakup of Wells



Province-wise Wells

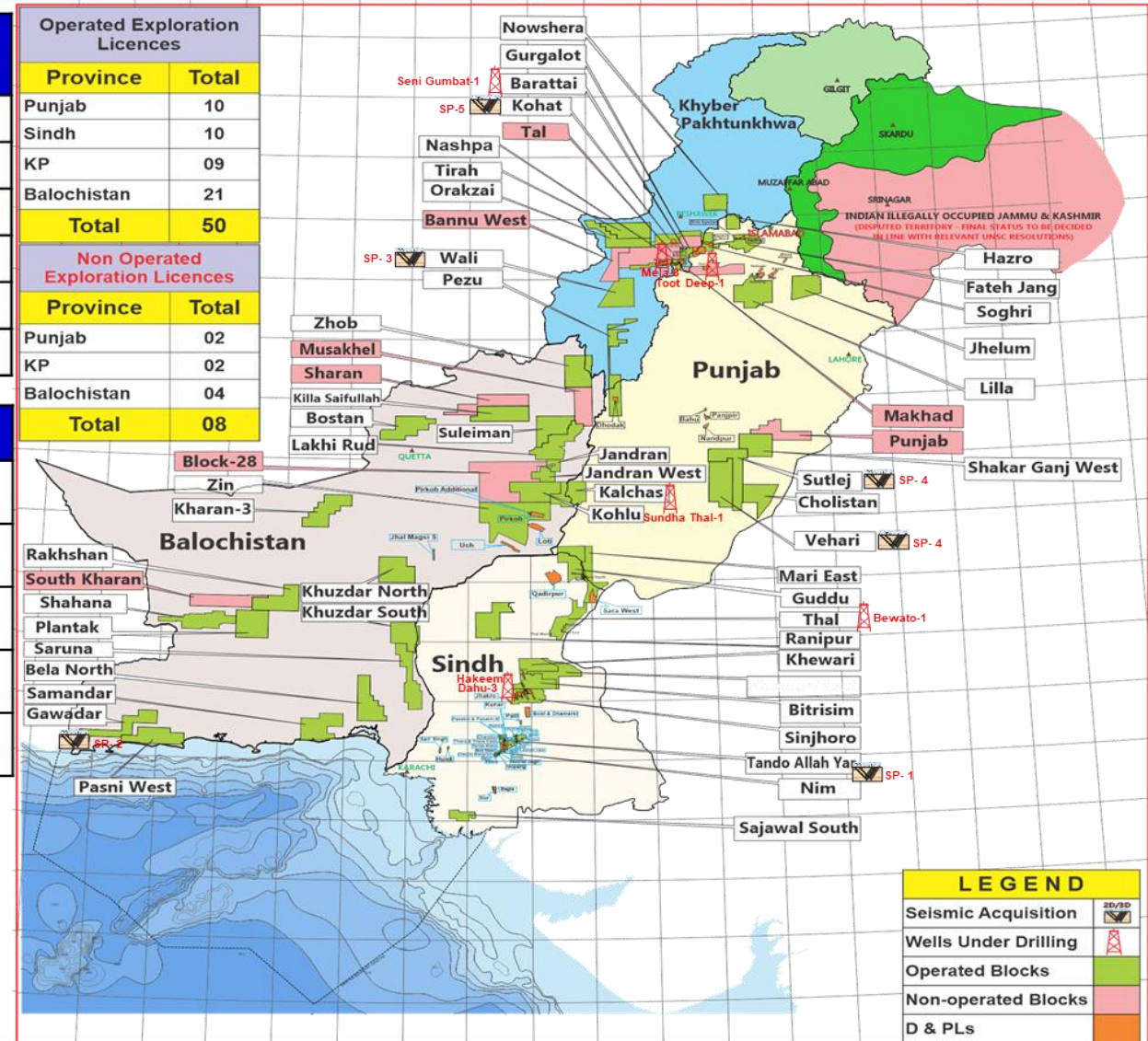
# Exploration Activities

## WELLS UNDER DRILLING

Khyber Pakhtunkhwa	1	Seni Gumbat-1
	2	Mela-08
Punjab	3	Toot Deep-1 (Slant)
	4	Sundha Thal-1
Sindh	5	Bewato-1
	6	Hakeem Dahu-3

## SEISMIC ACQUISITION

Sp-1	Nim/TAY EL (Sindh)	3D
Sp-2	Gawadar EL (Balochistan)	2D
Sp-3	Wali EL (KP)	2D
Sp-4	Sutlej/Vehari (Punjab)	2D
Sp-5	Kohat EL (KP)	2D



# Market Leadership — Exploration Acreage

**Total Country**

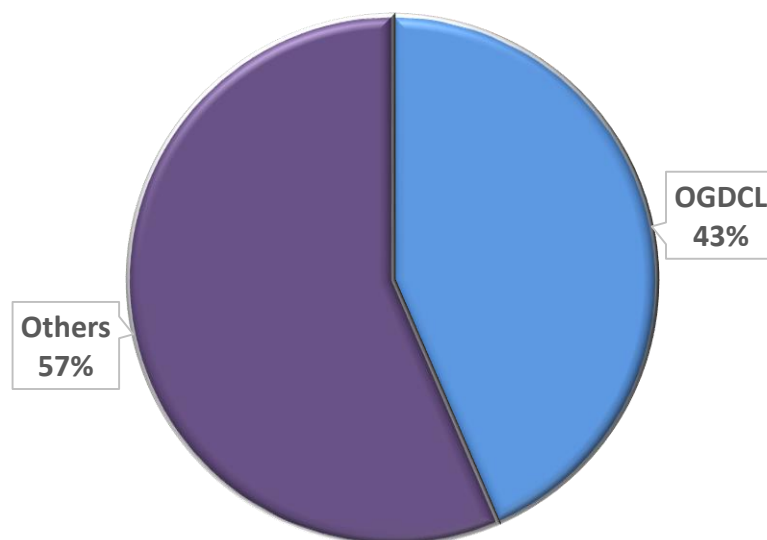
**211,155 sq. km**

**OGDCL's Share**

**91,795 sq. km**

**Other E&P Companies Share**

**119,360 sq. km**

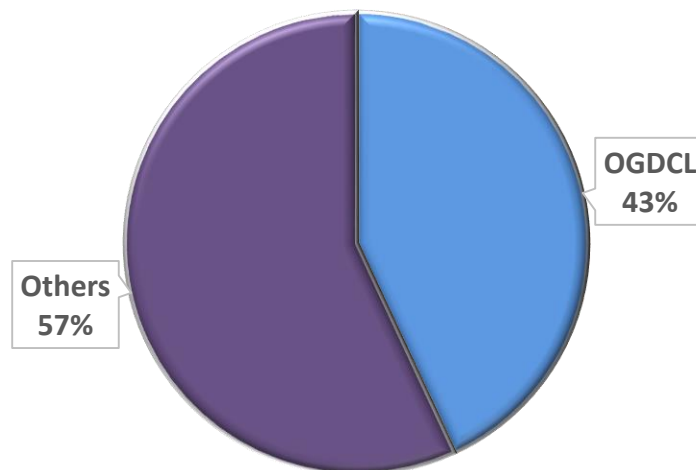




# Market Leadership – Reserves

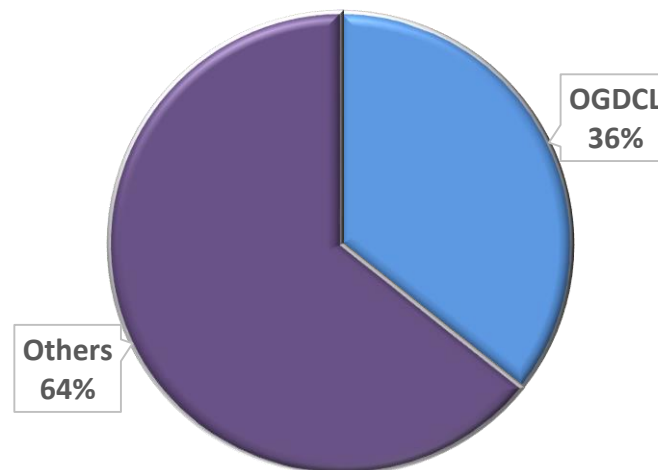
## OIL RESERVES

<b>Total Country</b>	<b>249 MMBBL</b>
<b>OGDCL's Share</b>	<b>107 MMBBL</b>
<b>Other E&amp;P Companies Share</b>	<b>142 MMBBL</b>



## GAS RESERVES

<b>Total Country Gas Reserves</b>	<b>20,951 BCF</b>
<b>OGDCL's Share</b>	<b>7,478 BCF</b>
<b>Other E&amp;P Companies</b>	<b>13,473 BCF</b>

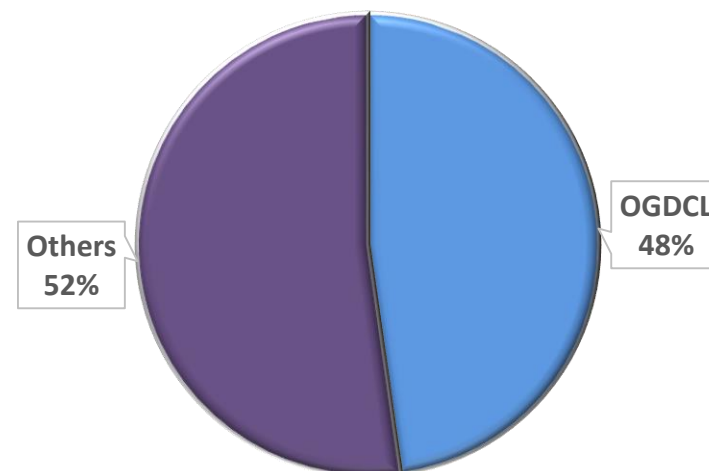


# Market Leadership – Production



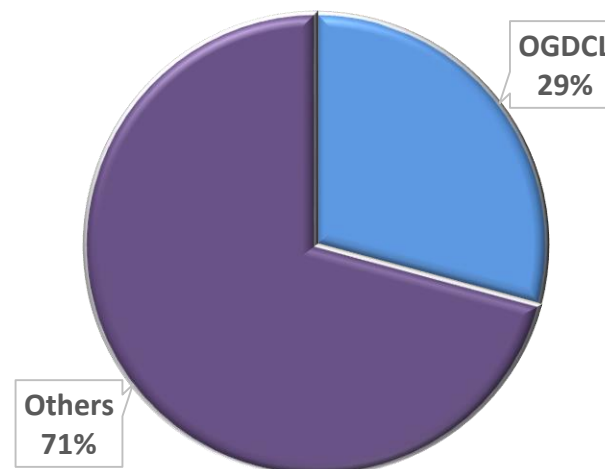
## OIL PRODUCTION

Country's Total	75,530 BPD
OGDCL's Operated Fields	36,058 BPD
Other E&P Companies Fields	39,472 BPD



## GAS PRODUCTION (Raw Gas)

Country's Total	3,505 MMCFD
OGDCL's Operated Fields	1,023 MMCFD
Other E&P Companies Fields	2,482 MMCFD



# Production Growth - Development Projects

S#	Project	Location	Gas Compression Capacity	Incremental Daily Production	Expected Completion Date
1	<b>Qadirpur Compression</b>	Ghotki, Sindh	235 MMscfd	Gas: 17 MMscfd	Nov-Dec, 2021
2	<b>UCH Compression</b>	Dera Murad Jamali, Baluchistan	480 MMscfd	Gas : 40 (MMscfd) This compression is essential requirement for continuation of UCH-II gas Supply to UPL as per GSA & extension / new agreement with UPL for UCH-I gas supply.	December, 2023
3	<b>KPD-TAY Compression</b>	Hyderabad, Sindh	KPD : 185 MMscfd TAY : 58.72 MMscfd	Condensate: 483 BBI Gas: 66 MMscfd LPG: 66 MTPD	September, 2023
4	<b>Maru-Reti Compression</b>	Ghotki, Sindh	12 MMscfd	Gas: 01 MMscfd	August, 2022
5	<b>Dakhni Compression</b>	Jand, Attock	24 MMscfd	Condensate: 170 BBI Gas: 07 MMscfd LPG: 1.8 MTPD Sulphur: 10 MMscfd	June, 2023

# Production Growth - Development Projects

S#	Project	Location	Daily production on Project Completion	Incremental Production	Expected Completion Date
1	<b>Khewari</b> (Suleman 1, Suleman 2, Mithri)	Nawabshah / Khairpur, Sindh	Sale Gas 15 MMscfd	Sale Gas 15 MMscfd	Dec, 2023
2	<b>Daru-Mangrio Processing Facility &amp; LPG Extraction</b>	Hyderabad, Sindh	Sale Gas – 14 MMscfd & LPG – 27 MTPD	LPG – 27 MTPD	Nov, 2022

# Operational Indicators



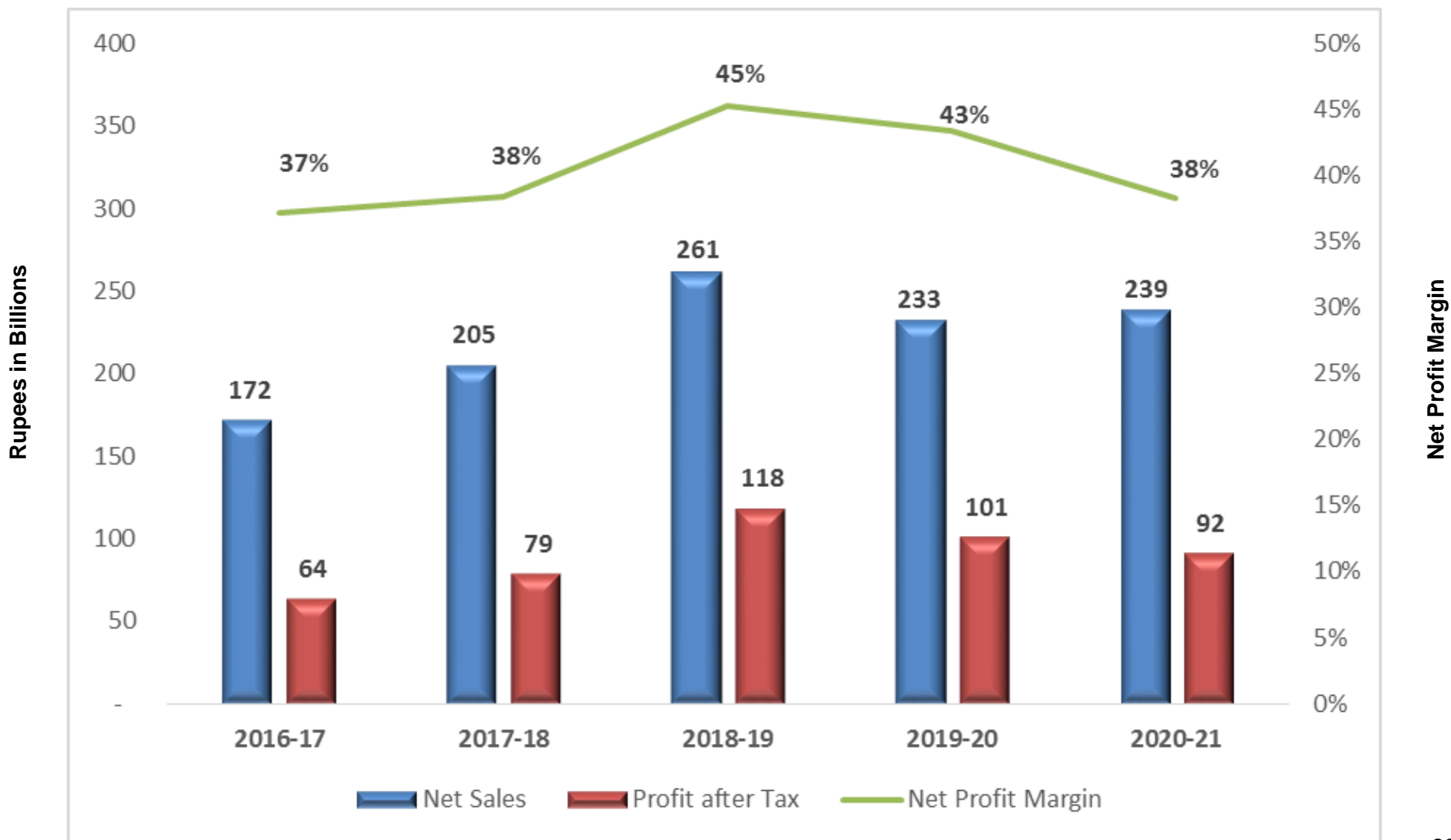
Operational Performance	2016-17	2017-18	2018-19	2019-20	2020-21
<b>Seismic Survey:</b>					
2D	4,034	2,073	1,324	3,407	2,539
3D	1,153	792	620	-	600
<b>Wells Drilled:</b>					
Exploratory / Appraisal	11	12	9	15	10
Development	11	8	7	5	8
Re-entry / Side Track	-	-	-	5	2
<b>Oil &amp; Gas Discoveries</b>	5	4	3	5	6

# Financial Strength



	2016-17	2017-18	2018-19	2019-20	2020-21
<b>Net Sales (Rs in Million)</b>	<b>171,829</b>	<b>205,335</b>	<b>261,481</b>	<b>232,925</b>	<b>239,104</b>
Operating Profit Margin (%)	41%	46%	53%	45%	45%
<b>Profit before Tax (Rs in Million)</b>	<b>89,137</b>	<b>112,627</b>	<b>176,599</b>	<b>144,362</b>	<b>128,986</b>
EBITDA Margin (%)	58%	62%	69%	61%	61%
<b>Net Profit after Tax (Rs in Million)</b>	<b>63,803</b>	<b>78,736</b>	<b>118,386</b>	<b>100,938</b>	<b>91,534</b>
Net Profit Margin (%)	37%	38%	45%	43%	38%
<b>Earnings per Share (Rs)</b>	<b>14.83</b>	<b>18.31</b>	<b>27.53</b>	<b>23.47</b>	<b>21.28</b>
Cumulative Dividends per Share (Rs)	<b>6.00</b>	<b>10.00</b>	<b>11.00</b>	<b>6.75</b>	<b>6.90</b>

# Sales and Profit - Historical Perspective



During the fiscal year 2020-21, OGDCL continued with its social welfare programs to uplift the living standards of underprivileged segment of the society by investing in the areas of education, health, water supply, sports, infrastructure development and donations. In this regard, the Company under training, welfare and CSR spent Rs 1.937 billion.

*In addition to the above, OGDCL being a socially responsible corporate citizen stood side by side with the Government of Pakistan to curb the spread of COVID-19 through:*

- Conversion of its training institute at I-9 as a quarantine center which is being used as quarantine facility by District Administration, Islamabad for suspected overseas passengers since April 2020;
- Provision of medicines, PPE kits, sanitizers, masks, meals and bottled water at the quarantine center;
- Running awareness campaigns regarding benefits of COVID vaccination through Electronic and Print Media, distribution of banners, flyers and posters amongst the general public; and
- Assisting NCOC in national vaccination drive by deploying 23 Mobile Vaccination Teams in various districts for vaccination of general public.



*Thank You*



*[www.ogdcl.com](http://www.ogdcl.com)*